Saint Stephen's College
CRICOS Provider 01938G

2025 ANNUAL REPORT

Developing character, inspiring hope

31 Reserve Rd Upper Coomera QLD 4209
Tel: +61 7 5573 8600 | www.saintstephenscollege.net.au

CONTEXTUAL INFORMATION

Saint Stephen's College is an independent co-educational learning community catering for approximately 1300 students from Prep to Year 12.

The College is recognised as a global leader in contemporary, student-focused learning and education, grounded in Christian values. Through a shared belief in the potential of every student, strong relationships and meaningful partnerships Saint Stephen's College fosters a culture of continual improvement, innovation and the pursuit of excellence, transforming lives through the power of learning.

At Saint Stephen's College, a future-focused learning framework underpins all aspects of teaching and learning. The College recognises that successful learning is achieved when strong foundations of social, emotional, spiritual and physical wellbeing are established. It is through this holistic approach to education that students are supported, empowered and provided with opportunities to thrive both within and beyond the College community.



Source: My Schools Website, School Profile Data, 2025

WORKFORCE INFORMATION

Our People

At Saint Stephen's College we are striving to create a high-performance and development culture through understanding we are all learners and engaging positively in professional learning, sharing practice, feedback, self-reflection, goal setting and mentoring. We are intentional in our efforts to attract, develop, empower, and retain people whose values align with the College's purpose, aspirations and values.

Staff Qualifications

Qualification	Teachers and Non-Teachers
Bachelor's degree	138
Certificates and Diplomas	124
Post Graduate Certificates / Diplomas	65
Master's Degree	34
PhD (Doctor of Philosophy)	1

*Source: Data as at August 2025

Staff Numbers

Teaching Staff (Headcount)	101
FTE Teaching Staff	97.8
Non-Teaching Staff (Headcount)	84
FTE non-teaching staff	59
First Nations	1

*Source: Australian Government Department of Education, Non-Government School Census, August 2025

FUNDING INFORMATION

Commonwealth Recurrent Funding	$12,088,335
State Recurrent Funding	$3,204,933
Parent Income for Recurrent Purposes	$19,257,917
Private Sources	$1,089,526
Total gross income	**$35,640,711**

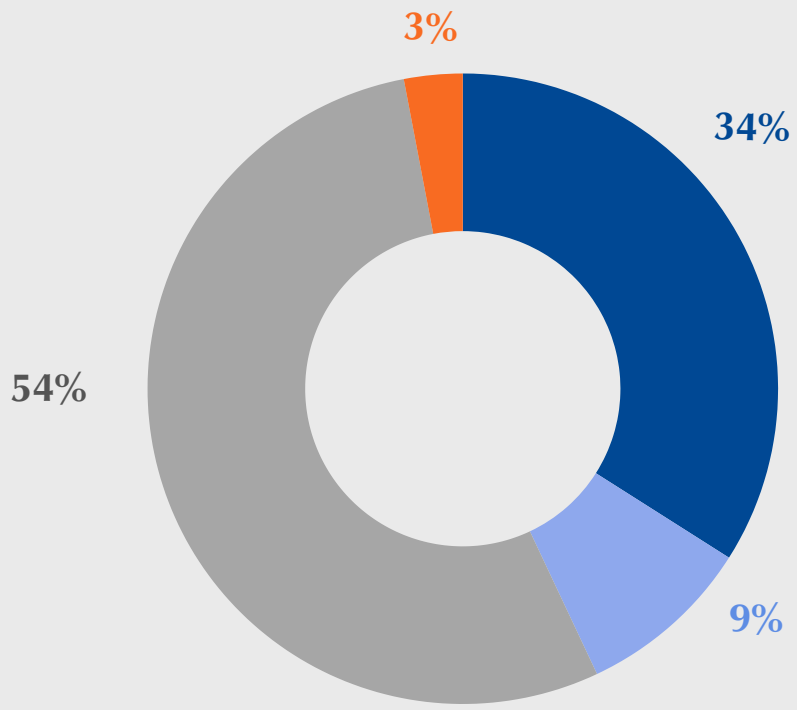

Source: My Schools Website, Financial Data 2025

STUDENT OUTCOMES

Year Level	Attendance
Prep	94%
Year 1	93%
Year 2	93%
Year 3	92%
Year 4	95%
Year 5	93%
Year 6	92%
Year 7	93%
Year 8	92%
Year 9	88%
Year 10	87%
Year 11	88%
Year 12	86%

Attendance Recordings

All rolls are marked electronically. Parents receive an SMS to notify them of any unexplained absence

Average Attendance Rate

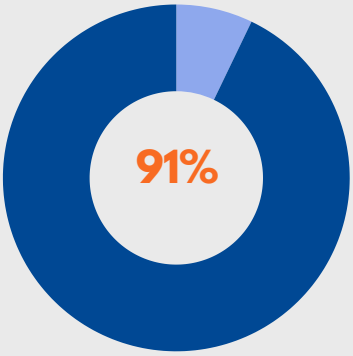

STUDENT OUTCOMES

NAPLAN

Year Level	Reading	Writing	Spelling	Grammar	Numeracy
Year 3	438	428	428	459	437
Year 5	526	508	512	540	521
Year 7	569	581	562	571	577
Year 9	605	612	585	604	600

Source: My Schools Website, NAPLAN Data, 2025

Year 12 QCE and ATAR

The following stats are based on the data shared by students (not all students share their results).

99.85 ATAR TRIPLE DUX

99 ATAR *or higher* **11.2%**

95 ATAR *or higher* **25%**

90 ATAR *or higher* **40%**

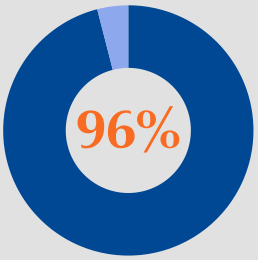

Received either a **1st or 2nd** university preference

5 Subjects had at least one student or more achieved **100%**

Drama, Literature, Physics, Mathematical Methods, Specialist Mathematics

STUDENT OUTCOMES CONT.

VET PATHWAYS

Number of students awarded a VET qualification:	
Certificate I	1
Certificate II	35
Certificate III	53
Certificate IV	11
Diploma	45

Source: Queensland Government, QCAA, Year 12 Cohort, December 2025



NEXT STEP
2025 POST-SCHOOL DESTINATIONS

This is a summary of the post-school destinations of students from Saint Stephen's College (Coomera) who completed Year 12 and gained a Senior Statement in 2025. The results are from the Year 12 Completers Survey, which is conducted approximately six months after students completed Year 12.

Post-school destinations

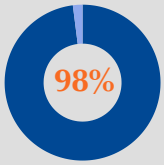

Of Graduates engaged in **education, training or employment** the year after completing schooling.

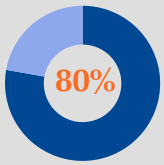

Continued their education or training, with **Bachelor Degrees** the **leading destination.**

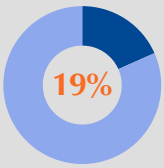

Entered **paid employment** directly



Engagement over time
% of Year 12 Graduates

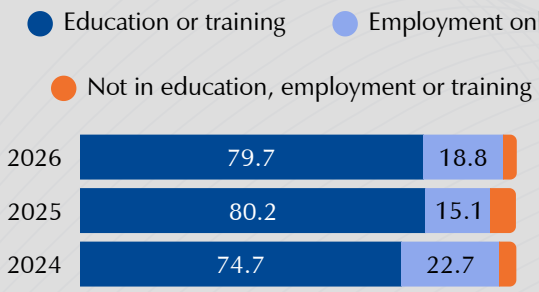

Main Destination in 2026
% of Year 12 Graduates

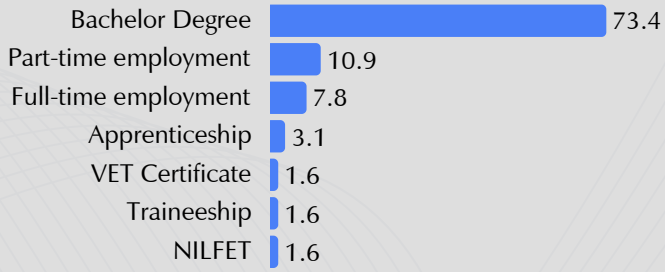

Source: Queensland Government, Next Step – Year 12 Completers Survey (2026).

COMMUNITY

Within our College, we value and nurture the partnership between parents, students, and staff, recognising that working together, learning from and supporting each other leads to improved learning outcomes for students throughout their educational journey from childhood to adulthood.

We believe that meaningful partnerships enrich the educational experience and expand opportunities for all members of our College community. Our approach to partnerships is intentional, values-driven, and future-focused, fostering connections that support learning, growth, and collective achievement.

The overall satisfaction of the College was “very high,” with the academic program and extra-curricular activities being very highly praised by parents.” Over 90% of parents had their expectations met or exceeded in the values of the College, the size and the traditions of the College, NAPLAN results, QCE Results, academic standards and the balance of the education offered.



Saint Stephen's College

CRICOS Provider Number 01938G

Developing character, inspiring hope

31 Reserve Rd Upper Coomera QLD 4209
Tel: +61 5573 8600 | info@ssc.qld.edu.au